



Shipping / Receiving scale

EQM SERIES

Models:

EQM-200/400

EQM-400/800

EQM-1000/2000



Product features

- Available in 400, 800 and 2000 lb capacity
- LED display with backlight
- Heavy duty platform
- Robust stainless steel construction
- 100 hours rechargeable battery
- Toggles between kilograms and pounds
- Progressive Tare
- RS 232 Data Port
- AC Charger (included)
- Class III accuracy

Product highlights



Robust Steel construction



Large solid plate



Heavy duty wheels

Certifications



Warranty

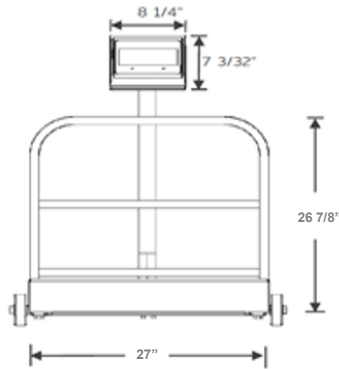




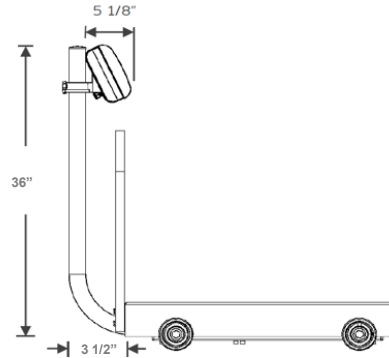
Shipping / Receiving scale

EQM SERIES

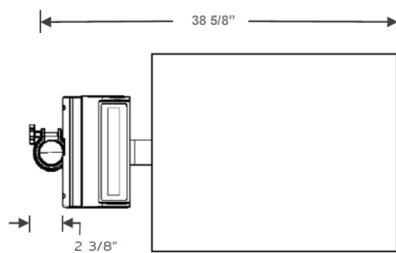
Dimensions



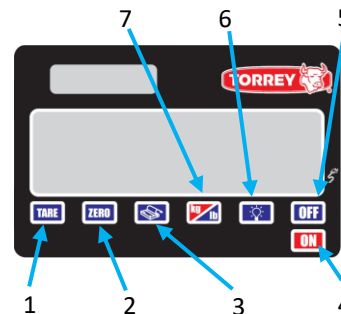
Front view



Side view



Top View



Keypad Overview

- 1- TARE
- 2- ZERO
- 3- PRINT KEY
- 4- ON
- 5- OFF
- 6- LCD BACKLIGHT ON/OFF
- 7- UNITS MEASURE SWITCH KEYS

Technical specifications

Dimensions EQM-200/400 and EQM-400/800

External dimensions	W: 28.875" D: 42.37" H: 41.5"
Packaging dimensions	W: 33.07" D: 37.40" H: 8.26"
Gross weight	141 lb.
Shipping Weight	178.5 lb.
Plate dimensions	W: 32.74" D: 26.88" H: 4.25"

Construction

Scale Construction	Carbon steel construction
Platform Construction	Carbon steel construction
Plate holder material	Carbon steel construction
Leveling feet	4

Logistic data

Units per pallet	5
Weight per pallet	668 lb.
Dim. per pallet	44.88" X 48.03" X 41.36"

Electrical data

Power supply	110/220VAC - 6VDC 500mA
Battery	Rechargeable Battery 4.5V, 2.5A/h
Battery Life	100 Hours (no backligh) Aprox 6 Hours (Suspend mode)
Charging time	12 Hours
Display	LCD with Backligh

Performance data

Capacity	400 lb / 800 lb
Minimal division	0.1 lb / 0.2 lb
Maximum tare	400 lb / 800 lb
Operation temperature	14°F to 104°F (-10°C to 40°C)
Storage temperature	-4°F to 122°F (-20°C to 50°C)

Additional data

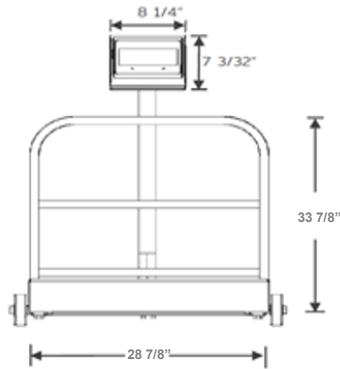
Connectivity	RS232 Serial
Software PC available	Software scale
Accuracy Class	III
Warranty	1 year



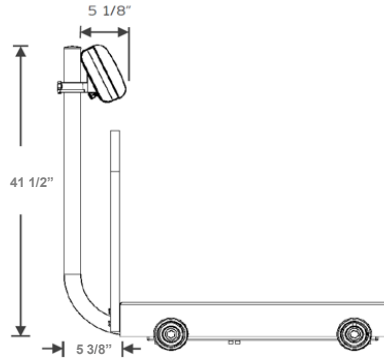
Shipping / Receiving scale

EQM SERIES

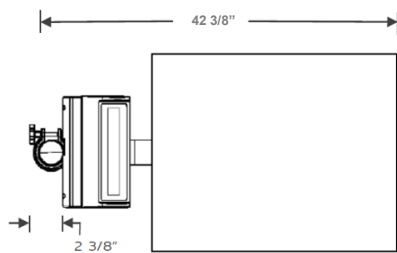
Dimensions



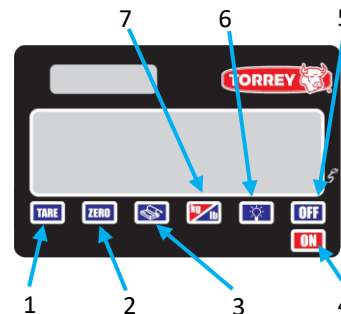
Front view



Side view



Top View



Keypad Overview

- 1- TARE
- 2- ZERO
- 3- PRINT KEY
- 4- ON
- 5- OFF
- 6- LCD BACKLIGHT ON/OFF
- 7- UNITS MEASURE SWITCH KEYS

Technical specifications

Dimensions EQM-1000/2000

External dimensions	W: 28.875" D: 42.37" H: 41.5"
Packaging dimensions	W: 43.81" D: 34.37" H: 9.84"
Gross weight	196.21 lb.
Shipping Weight	233.69 lb.
Plate dimensions	W: 28.99" D: 37.71" H: 4.25"

Construction

Scale Construction	Carbon steel construction
Platform Construction	Carbon steel construction
Plate holder material	Carbon steel construction
Leveling feet	4

Logistic data

Units per pallet	4
Weight per pallet	784.84 lb.
Dim. per pallet	44.88" X 48.03" X 55.11"

Electrical data

Power supply	110/220VAC - 6VDC 500mA
Battery	Rechargeable Battery 4.5V, 2.5A/h
Battery Life	100 Hours (no backligh) Aprox 6 Hours (Suspend mode)
Charging time	12 Hours
Display	LCD with Backligh

Performance data

Capacity	2000 lb
Minimal division	0.5 lb
Maximum tare	2000 lb
Operation temperature	14°F to 104°F (-10°C to 40°C)
Storage temperature	-4°F to 122°F (-20°C to 50°C)

Additional data

Connectivity	RS232 Serial
Software PC available	Software scale
Accuracy Class	III
Warranty	1 year