



# Shipping / Receiving scale

**FS SERIES**

Models:

**FS-250/500**

**FS-500/1000**




## Product features

- Available in 500 and 1000 lb capacities
- LED display with backlight
- Heavy duty platform
- Robust stainless steel construction
- 100 hours rechargeable battery
- Toggles between kilograms and pounds
- Tare function
- RS 232 serial communication

## Product highlights



Robust Steel construction



Large solid plate



Heavy duty wheels

## Certifications



## Warranty

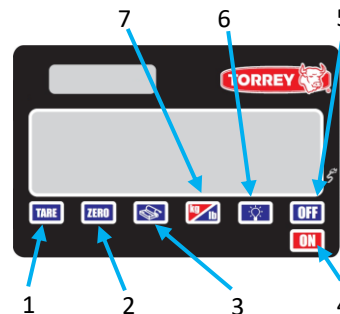
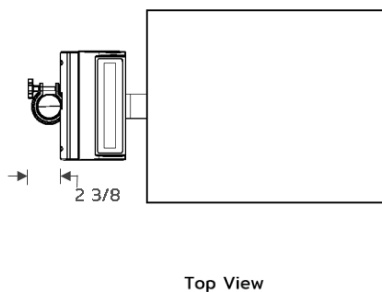
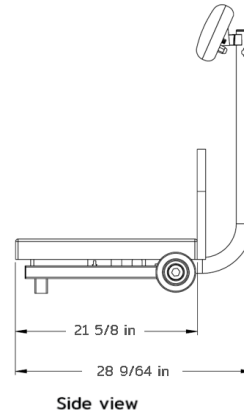
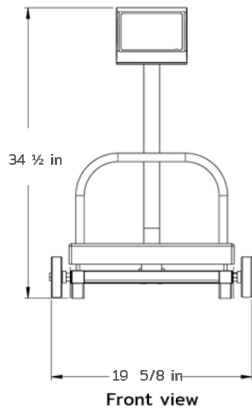




# Shipping / Receiving scale

## FS SERIES

### Dimensions



#### Keypad Overview

- 1- TARE
- 2- ZERO
- 3- PRINT KEY
- 4- ON
- 5- OFF
- 6- LCD BACKLIGHT ON/OFF
- 7- UNITS MEASURE SWITCH KEYS

### Technical specifications

#### Dimensions

<b>External dimensions</b>	W: 19.625" D: 28.14" H: 34.5"
<b>Packaging dimensions</b>	W: 25.59" D: 27.95" H: 9.05"
<b>Gross weight</b>	65.47 lb
<b>Shipping Weight</b>	88.18 lb
<b>Plate dimensions</b>	W: 20" D: 21.25" H: 2.5"

#### Construction

<b>Scale Construction</b>	Carbon steel construction
<b>Platform Construction</b>	Carbon steel construction
<b>Plate holder material</b>	Carbon steel construction
<b>Wheel</b>	2

#### Logistic data

<b>Units per pallet</b>	6
<b>Weight per pallet</b>	396.83 lb.
<b>Dim. per pallet</b>	55.11" X 30.31" X 27.16"

#### Electrical data

<b>Power supply</b>	110/220VAC - 6VDC 500mA
<b>Battery</b>	Rechargeable Battery 4.5V, 2.5A/h
<b>Battery Life</b>	100 Hours (no backligh) Aprox 6 Hours (Suspend mode)
<b>Charging time</b>	12 Hours
<b>Display</b>	LCD with Backligh

#### Performance data

<b>Capacity</b>	500 lb / 1000 lb
<b>Minimal division</b>	0.05 lb / 0.1 lb
<b>Maximum tare</b>	500 lb / 1000 lb
<b>Operation temperature</b>	14°F to 104°F (-10°C to 40°C)
<b>Storage temperature</b>	-4°F to 122°F (-20°C to 50°C)

#### Additional data

<b>Connectivity</b>	RS232 Serial
<b>Software PC available</b>	Software scale
<b>Accuracy Class</b>	III
<b>Warranty</b>	1 year